

SERIES: SMM6 | DESCRIPTION: AC-DC POWER SUPPLY

FEATURES

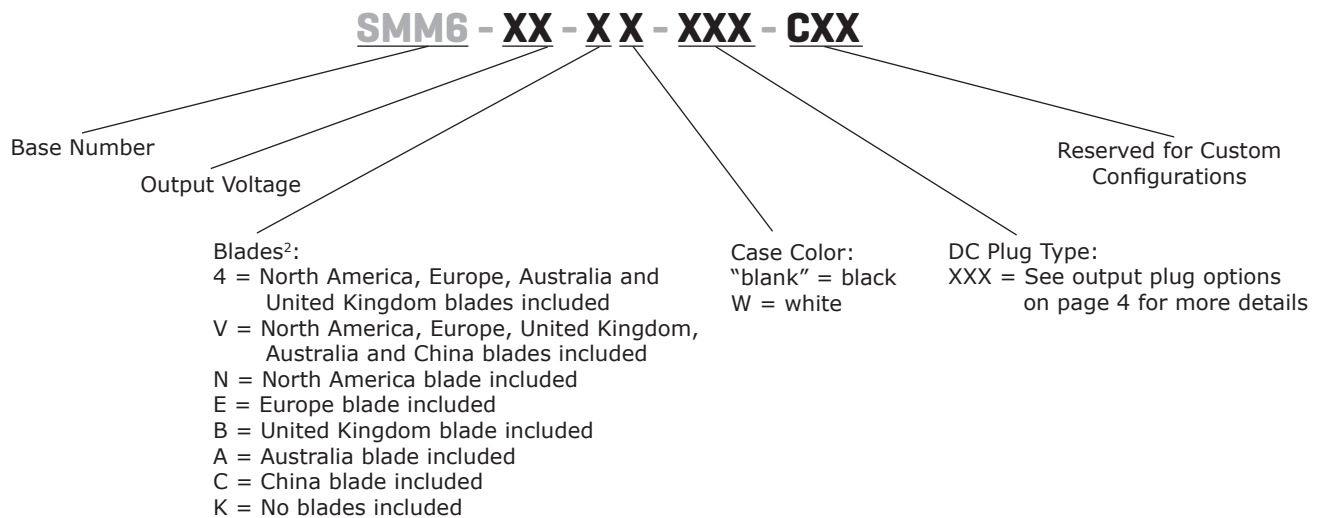
- up to 6 W continuous power
- meets DoE Level VI efficiency
- universal input (90~264 Vac)
- interchangeable AC blades
- compact size
- single regulated output from 5~12 Vdc
- UL/cUL 60601-1, TUV, CB, PSE, FCC, CE safety approvals
- custom designs available



MODEL	output voltage (Vdc)	output current max (A)	output power max (W)	ripple and noise ¹ max (mVp-p)	efficiency level
SMM6-5	5	1.2	6.0	100	VI
SMM6-6	6	1.0	6.0	120	VI
SMM6-9	9	0.66	5.9	135	VI
SMM6-12	12	0.5	6.0	180	VI

Notes: 1. At full load, 100~240 Vac input, 20 MHz bandwidth oscilloscope, output terminated with a 0.1 μ F ceramic and a 47 μ F electrolytic capacitor.

PART NUMBER KEY



Notes: 2. Australia blade (SMI-AU-5) has been discontinued (EOL-01162024).

INPUT

parameter	conditions/description	min	typ	max	units
voltage		90	100~240	264	Vac
frequency		47	50~60	63	Hz
current	at 115 Vac, full load			0.6	A
	at 230 Vac, full load			0.3	A
inrush current	at 115 Vac, cold start, full load			30	A
	at 230 Vac, cold start, full load			60	A
leakage current	at 240 Vac, 50 Hz			0.1	mA
no load power consumption	at 115/230 Vac, 60/50 Hz			0.1	W

OUTPUT

parameter	conditions/description	min	typ	max	units
line regulation	at full load		±1		%
load regulation			±5		%
start-up time	at 100 Vac, output voltage rise to 90% of rated output voltage			3	s
rise time	at rated input, full load, from 10% to 90% of rated output voltage			50	ms
hold-up time	at nominal input, full load	8.3			ms

PROTECTIONS

parameter	conditions/description	min	typ	max	units
over voltage protection	output clamped with zener diode			150	%
short circuit protection	continuous, auto recovery				

SAFETY & COMPLIANCE

parameter	conditions/description	min	typ	max	units
isolation voltage	input to output at 5 mA for 2 seconds		4,000		Vac
insulation resistance	input to output at 500 Vdc for 3 seconds	50			MΩ
safety approvals	Medical: UL/cUL 60601-1, TUV, CB ITE: PSE UKCA				
EMI/EMC	FCC Part 15 Class B, CE				
MTBF	as per MIL-HDBK-217F at 25°C	100,000			hours
RoHS	yes				

ENVIRONMENTAL

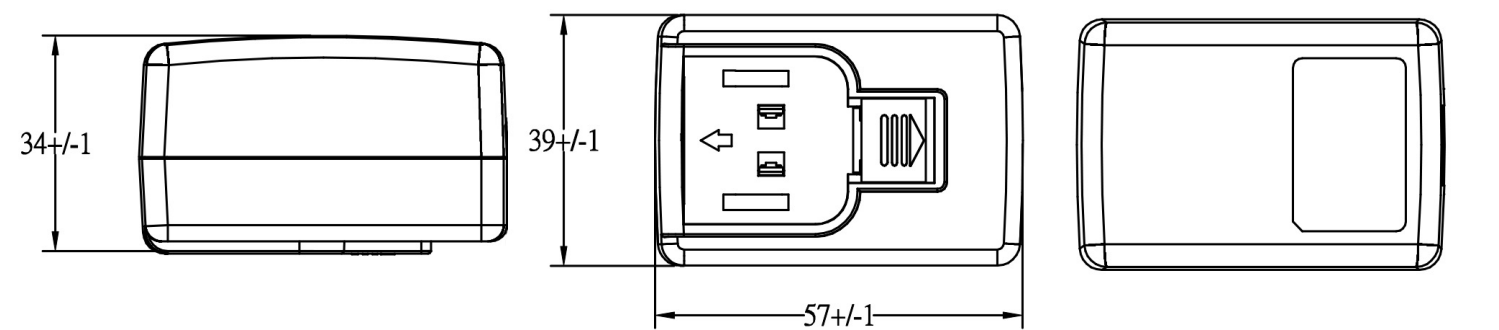
parameter	conditions/description	min	typ	max	units
operating temperature		0		40	°C
storage temperature		-20		85	°C
operating humidity	non-condensing	10		90	%
storage humidity	non-condensing	5		90	%
altitude				5,000	m

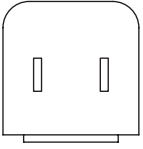
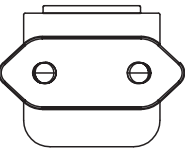
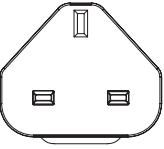
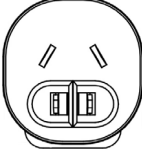
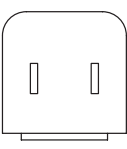
MECHANICAL

parameter	conditions/description	min	typ	max	units
dimensions	57 x 39 x 34				mm
inlet plug	interchangeable blades (North America, Europe, UK, Australia, China)				
ac blade clip type	sliding clip				
weight			70		g

MECHANICAL DRAWING

units: mm
tolerance: ±1 mm



INTERCHANGEABLE BLADES					
BLADE DESIGNATOR	N	E	B	A	C
REGION	North America	Europe	UK	AU	China
BLADE ACCESSORY	SMI-US-5	SMI-EU-5	SMI-UK-5	SMI-AU-5B	SMI-CN-5
BLADE					

DC CORD

units: mm

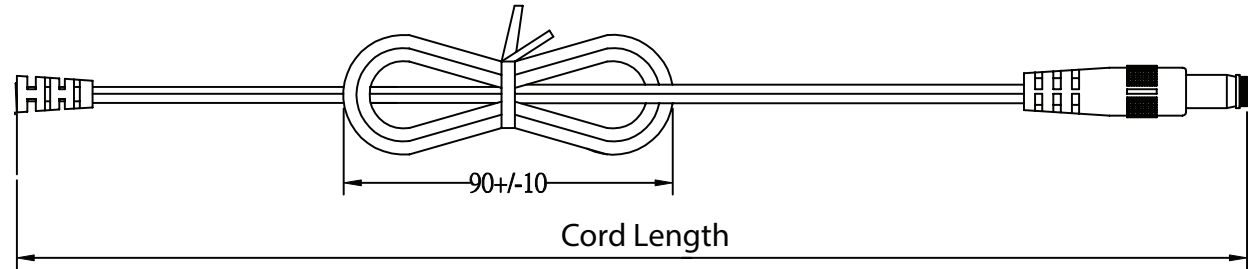
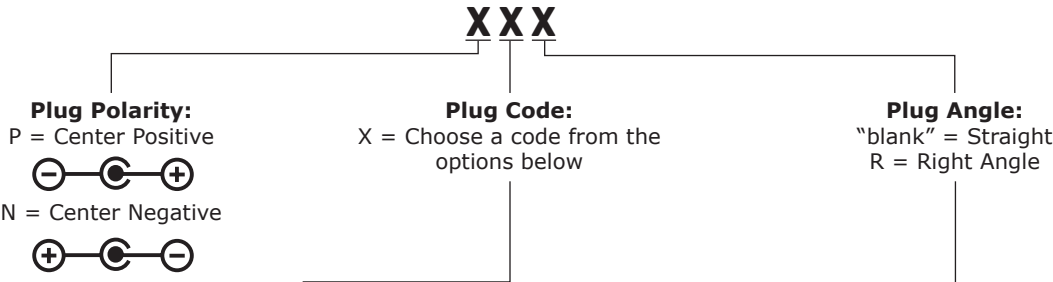


Table 1

MODEL NO.	CABLE	CORD LENGTH
SMM6-5	UL2468, 22 AWG	1,500 mm ±50
SMM6-6	UL2468, 22 AWG	1,500 mm ±50
SMM6-9	UL2468, 24 AWG	1,500 mm ±50
SMM6-12	UL2468, 24 AWG	1,500 mm ±50

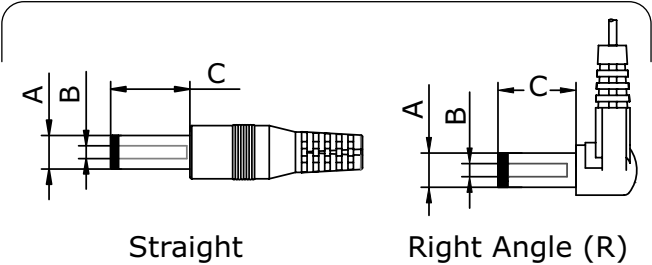
DC PLUG TYPE PART NUMBER KEY



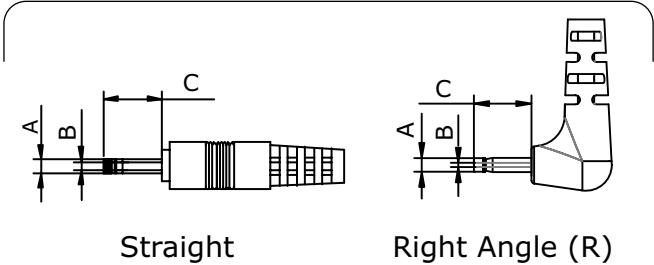
Plug Polarity		Code		Dimensions (mm)			Plug Angle	
Center Pos.	Center Neg.	Option	Type	A	B	C	Straight	Right
•	•	5	Standard	5.5	2.1	9.5	•	•
•	•	6	Standard	5.5	2.5	9.5	•	•
•	•	7	Standard	3.5	1.35	9.5	•	•
•	•	10	Locking	5.5	2.1	9.5	•	N/A
•	•	11	Locking	5.5	2.5	9.5	•	N/A
•	•	12	EIAJ-1	2.35	0.7	9.5	•	•
•	•	13	EIAJ-2	4.0	1.7	9.5	•	•
•	•	14	EIAJ-3	4.75	1.7	9.5	•	•
N/A	N/A	CUB	USB	USB Type C			•	N/A
N/A	N/A	MUB	USB	Micro USB Type B			•	N/A

Note: 1. Contact CUI for additional plug options

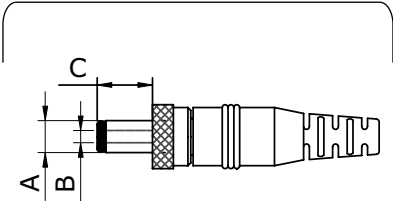
Standard



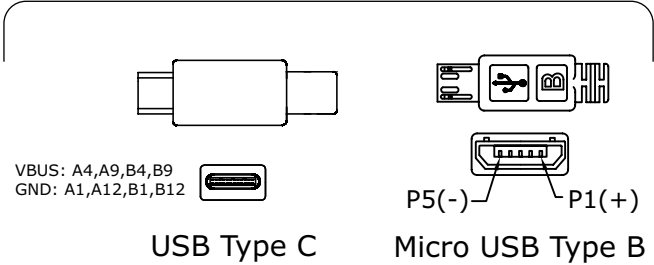
EIAJ



Locking




USB



REVISION HISTORY

rev.	description	date
1.0	initial release	06/14/2019
1.01	company logo updated	09/30/2020
1.02	ac blade clip type added	06/23/2022
1.03	UKCA added to safeties and safety marks	08/25/2022
1.04	Australia blade removed	03/14/2024
1.05	Australia blade added, mechanical drawing updated	03/27/2024
1.06	datasheet updated	12/02/2024
1.07	color option added	07/23/2025

The revision history provided is for informational purposes only and is believed to be accurate.



CUI INC
a bel group

Headquarters
15575 SW Sequoia Pkwy #100
Portland, OR 97224
800.275.4899

Fax 503.612.2383
cui.com
techsupport@cui.com

This device complies with part 15 of the FCC Rules. Operation is subject to the following two conditions:
(1) This device may not cause harmful interference, and
(2) this device must accept any interference received, including interference that may cause undesired operation.

CUI offers a one (1) year limited warranty. Complete warranty information is listed on our website.

CUI reserves the right to make changes to the product at any time without notice. Information provided by CUI is believed to be accurate and reliable. However, no responsibility is assumed by CUI for its use, nor for any infringements of patents or other rights of third parties which may result from its use.

CUI products are not authorized or warranted for use as critical components in equipment that requires an extremely high level of reliability. A critical component is any component of a life support device or system whose failure to perform can be reasonably expected to cause the failure of the life support device or system, or to affect its safety or effectiveness.